

## USB Programming

Door Switch (NC)

## Specs:

Supply Voltage: 12 - 35V

Supply Current: 1.5 to 4A (Dependent on Pololu Setting)

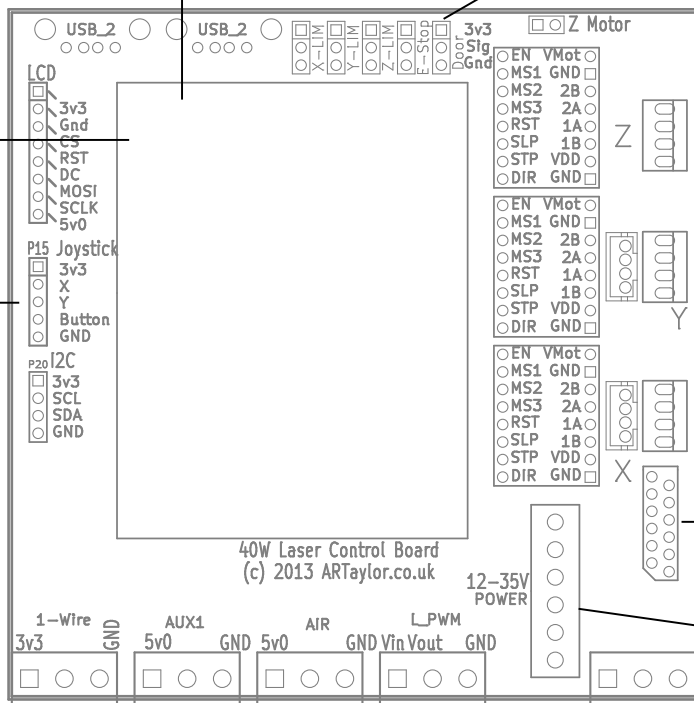
Control Outputs: Open Drain, 20V 2A Max

Accuracy: 1/16 Micro Stepping (0.00635mm/step theoretical)

5V Regulation: Up to 2A.

USB To PC

Optional Analog Joystick




Y Motor

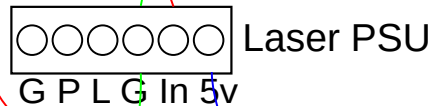
X Motor & Endstops

Power & Laser Enable

Don't forget Ground!  
(They are isolated)



Optional Coolant Sensor



Control Pot

## Important:

The default 24V PSU supplied with the laser is approaching its capacity.

If powering other accessories from the same power source, please watch

out for overloading. Symptoms include: Random Resetting and Crashing mid-cycle.