

Power for RPi / BeagleBone

USB Programming

USB To PC

Optional Analog Joystick

Door Switch (N/C)

Specs:


Supply Voltage: 12 - 35V

Supply Current: 1.5 to 4A (Dependent on Pololu Setting)

Control Outputs: Open Drain, 20V 2A Max

Accuracy: 1/16 Micro Stepping (0.00635mm/step theoretical)

5V Regulation: Up to 2A.




Y Motor

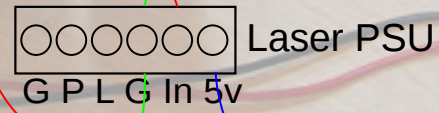
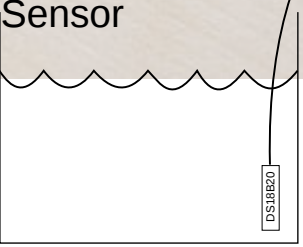
X Motor & Endstops

Power & Laser Enable

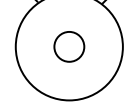
Don't forget Ground! (They are isolated)



Optional Coolant Sensor



Control Pot



Important:

The default 24V PSU supplied with the laser is approaching its capacity. If powering other accessories from the same power source, please watch out for overloading. Symptoms include: Random Resetting and Crashing mid-cycle.